



# FORTH

FOUNDATION FOR RESEARCH AND TECHNOLOGY - HELLAS



<http://www.forth.gr/>

# 11<sup>th</sup> FORTH Retreat

October 13–14, 2017

*30 years since the establishment of FORTH*

# FORTH in a nutshell

---

A public Research Center which forms an environment for promoting  
Knowledge and Innovation

➤ **Targeted Scientific Research**

- ✓ Selected strategic areas of high added value

➤ **Training and Education**

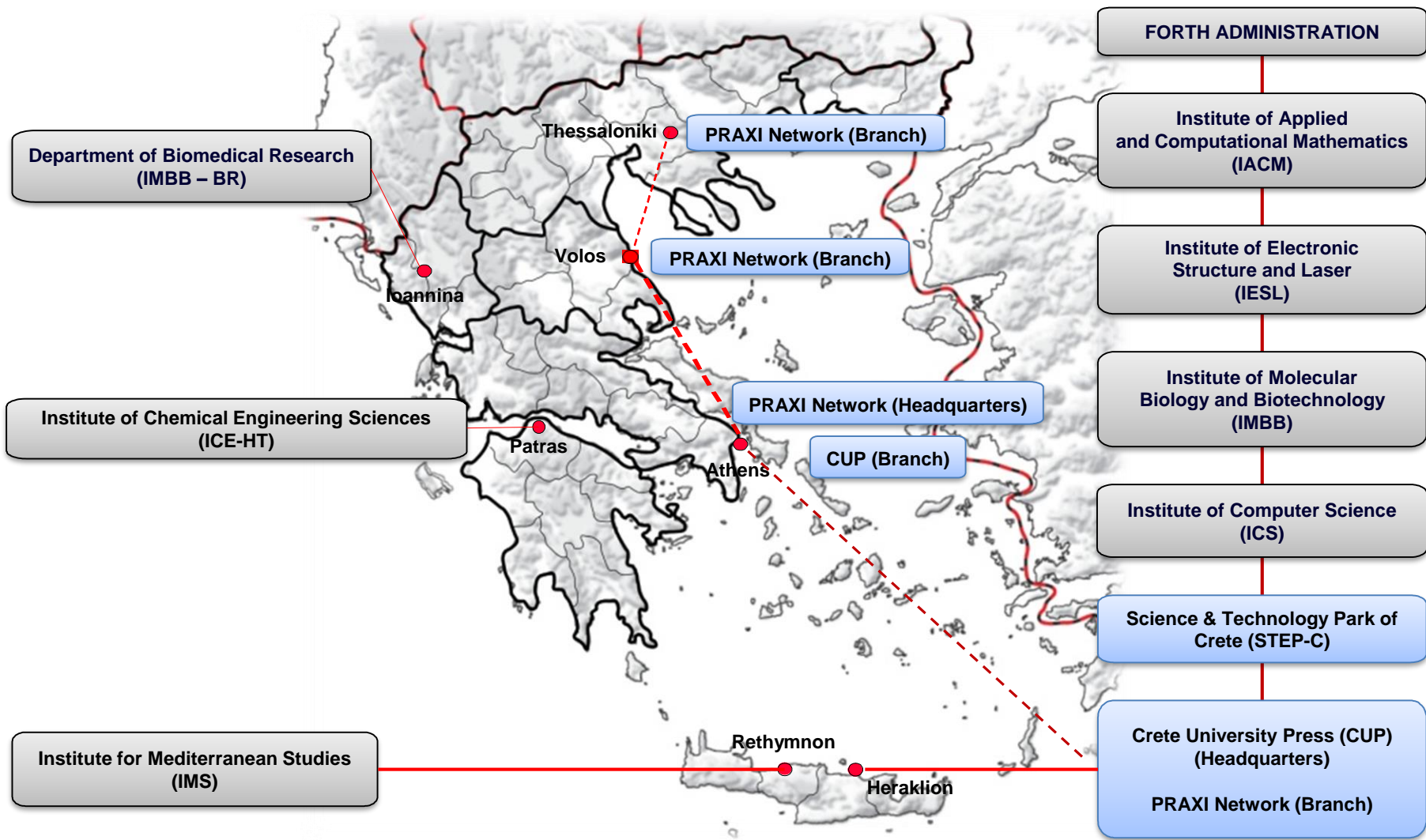
- ✓ Highly skilled human potential
- ✓ Close links with Universities

➤ **Exploitation of scientific outcome**

- ✓ Knowledge and Innovation as drivers for economic development

➤ **Emphasis on Excellence**

# FORTH throughout Greece



# FORTH today:

## Center of Scientific and Technological Excellence

---

- Ranks **1<sup>st</sup>** among Research Centers in Greece, in all comparative evaluations conducted by international committees over the past 20 years
- Ranks **1<sup>st</sup>**, by the European Commission, among all Greek Research Centers and Universities
- Was classified together with UoC, as **1<sup>st</sup>** in the *Nature INDEX*, among the top Research Institutions in Greece
- State-of-the-art research facilities and expertise (European Research Facility in Lasers, Polymers, Cultural Heritage & Genomics sectors)
- FORTH researchers have received **23 ERC Grants**, **82 Marie-Curie Excellence Awards** and numerous international distinctions

# FORTH ERC Funding

$\alpha/\alpha$	HOST	Acronym	Type	Funding	Principal Investigator
1	IACM	ADAPTIVES	StG	690,000	TSOGKA CHRYSOULA
2	IMBB	DEMORY	StG	1,398,000	POIRAZI PANAYIOTA
3	ICS	NETVOLUTION	StG	1,410,600	DIMITROPOULOS XENOFONTAS
4	IMBB	NEUROPHAGY	StG	1,493,750	NIKOLETOPOULOU VASSILIKI
5	IMS	SeaLit	STG	1,372,350	DELIS APOSTOLOS
6	IESL	TRICEPS	StG	909,999	RAKITZIS PETROS
7	ICE-HT	PyroTRACH	CoG	1,999,832	NENES ATHANASIOS
8	IMBB	DEFINER	CoG	1,995,000	GARINIS GEORGE
9	IESL	A-BINGOS	CoG	1,242,000	ZEZAS ANDREAS
10	ICE-HT	ATMOPACS	AdG	2,496,000	PANDIS SPYRIDON
11	IMBB	MANNA	AdG	2,254,109	TAVERNARAKIS NEKTARIOS
12	IMBB	NEURONAGE	AdG	2,376,000	TAVERNARAKIS NEKTARIOS
13	IESL	PHOTOMETA	ADG	2,100,000	SOUKOULIS KONSTANTINOS
14	ICE-HT	TAILOR GRAPHENE	ADG	2,025,600	GALLOTIS KONSTANTINOS
15	IESL	CHIRALSENSE	PoC	150,000	RAKITZIS PETROS
16	IESL	BIOCARDE	PoC	150,000	RAKITZIS PETROS
17	IMBB	NEURONAGESCREEN	PoC	150,000	TAVERNARAKIS NEKTARIOS
18	ICE-HT	GRAPHENART	PoC	150,000	GALLOTIS KONSTANTINOS
19	AUTH / IESL	MINATRAN	StG	23,334	STRATAKIS EMMANUEL
<b>FUNDING FOR FORTH</b>				<b>24,386,575</b>	

# Additional ERC-related funding

## With FORTH as initial Host

$\alpha/\alpha$	HOST	Acronym	Type	Funding	Principal Investigator	Move
1	IMBB	HIVBIOCHIP	StG	1,986,000	CHRONIS NIKOLAOS	DEMOKRITOS
2	IMBB	INTERWIRING	StG	1,970,000	KARAYIANNIS THEOFANIS	SWITZERLAND
3	IMBB	PAge	StG	1,080,000	SYNTYCHAKI KALLIOPI	BRFAA
4	ICS	CAUSALPATH	CoG	1,724,000	TSAMARDINOS IOANNIS	UOC
5	IESL	SMARTPHON	AdG	2,181,250	FYTAS GEORGE	GERMANY
<b>BUDGET</b>				<b>8,941,250</b>		

## National funding for ERC applicants

$\alpha/\alpha$	HOST	Acronym	Funding	Principal Investigator
1	IESL	3DNEUROSCAFFOLDS	933,300	GRAVANIS ACHILLEAS
2	ICE-HT	Deformation	1,143,900	GALIOTIS KONSTANTINOS
3	IESL	EXEL	948,614	SOUKOULIS KONSTANTINOS
4	IESL	HFP-UD-TDRS	838,800	TZALLAS PARASKEVAS
5	IESL	ITSSUED	678,870	SAMARTZIS PETROS
<b>FUNDING FOR FORTH</b>			<b>4,543,484</b>	

**TOTAL FUNDING FOR FORTH: 24,386,575 + 4,543,484 = 28,930,059**



# Ranking of top European Institutions for competitive funding during FP7 (2007-2013)

FP7  
Monitoring Report

FORTH →

REC Rank	Overall rank	Organisation	Country	Participations	EU Financial Contribution
1	1	CENTRE NATIONAL DE LA RECHERCHE SCIENTIFIQUE	FR	1.524	793.225.130,05
2	2	FRAUNHOFER-GESELLSCHAFT	DE	1.228	581.811.909,66
3	3	COMMISSARIAT A L'ENERGIE ATOMIQUE ET AUX ENERGIES ALTERNATIVES	FR	745	422.915.212,07
4	6	AGENCIA ESTATAL CONSEJO SUPERIOR DE INVESTIGACIONES CIENTIFICAS	ES	701	259.532.907,43
5	7	CONSIGLIO NAZIONALE DELLE RICERCHE	IT	696	231.028.794,70
6	8	MAX PLANCK GESELLSCHAFT ZUR FOERDERUNG DER WISSENSCHAFTEN E.V.	DE	665	412.347.025,81
7	14	TEKNOLOGIAN TUTKIMUSKESKUS VTT	FI	471	194.828.078,17
8	15	DEUTSCHES ZENTRUM FUER LUFT - UND RAUMFAHRT EV	DE	430	191.188.192,08
9	16	NEDERLANDSE ORGANISATIE VOOR TOEGEPAST NATUURWETENSCHAPPELIJK ONDERZOEK - TNO	NL	429	187.829.231,70
10	17	INSTITUT NATIONAL DE LA SANTE ET DE LA RECHERCHE MEDICALE	FR	423	299.026.799,42
11	23	FUNDACION TECNALIA RESEARCH & INNOVATION	ES	374	113.290.733,95
12	24	JRC -JOINT RESEARCH CENTRE- EUROPEAN COMMISSION	EU	363	104.230.127,90
13	30	STICHTING DIENST LANDBOUWKUNDIG ONDERZOEK	NL	310	112.320.986,92
14	37	INSTITUT NATIONAL DE LA RECHERCHE AGRONOMIQUE	FR	278	127.758.500,03
15	40	FOUNDATION FOR RESEARCH AND TECHNOLOGY HELLAS	EL	268	93.818.844,28
16	45	ETHNIKO KENTRO EREVNAS KAI TECHNOLOGIKIS ANAPTYXIS	EL	257	74.712.986,97
17	60	INSTITUT NATIONAL DE RECHERCHE EN INFORMATIQUE ET EN AUTOMATIQUE	FR	229	117.380.019,25
18	73	STIFTELSEN SINTEF	NO	204	117.072.647,46
19	76	CENTRO RICERCA FIAT SCPA	IT	196	72.721.041,55
20	80	FORSCHUNGSZENTRUM JUELICH GMBH	DE	184	81.470.468,56
21	82	INTERUNIVERSITAIR MICRO-ELECTRONICA CENTRUM VZW	BE	182	107.401.976,74
22	85	EUROPEAN MOLECULAR BIOLOGY LABORATORY	DE	176	123.181.407,96
23	89	AIT AUSTRIAN INSTITUTE OF TECHNOLOGY GMBH	AT	173	53.597.394,99
24	97	TURKIYE BILIMSEL VE TEKNOLOJIK ARASTIRMA KURUMU	TR	165	25.148.125,97
25	103	AGENZIA NAZIONALE PER LE NUOVE TECNOLOGIE, L'ENERGIA E LO SVILUPPO ECONOMICO SOSTENIBILE	IT	156	46.465.224,45
26	106	INSTITUT JOZEF STEFAN	SI	155	42.264.918,57
27	110	MEDICAL RESEARCH COUNCIL	UK	151	62.023.120,67
28	114	NATURAL ENVIRONMENT RESEARCH COUNCIL	UK	148	51.894.326,36
29	120	TWI LIMITED	UK	139	27.355.733,93
30	124	INSTITUTE OF COMMUNICATION AND COMPUTER SYSTEMS	EL	135	52.094.994,17
31	128	NATIONAL CENTER FOR SCIENTIFIC RESEARCH "DEMOKRITOS"	EL	132	50.485.650,98
32	129	INSTITUT PASTEUR	FR	130	93.492.694,52
33	146	VLAAMSE INSTELLING VOOR TECHNOLOGISCH ONDERZOEK N.V.	BE	119	47.586.404,50
34	148	HELMHOLTZ ZENTRUM MUENCHEN DEUTSCHES FORSCHUNGSZENTRUM FUER GESUNDHEIT UND UMWELT GMBH	DE	117	64.354.887,12
35	154	OFFICE NATIONAL D'ETUDES ET DE RECHERCHES AEROSPATIALES	FR	115	51.465.715,98
36	167	VIB	BE	108	67.173.606,32
36	169	KONINKLIJKE NEDERLANDSE AKADEMIE VAN WETENSCHAPPEN	NL	108	50.539.042,91
38	172	PAUL SCHERRER INSTITUT	CH	107	47.037.443,51
39	177	EUROPEAN ORGANIZATION FOR NUCLEAR RESEARCH (CERN)	CH	103	115.948.32,,48
40	192	CSEM CENTRE SUISSE D'ELECTRONIQUE ET DE MICROTECHNIQUE SA - RECHERCHE ET DEVELOPPEMENT	CH	97	47.969.646,82
41	195	FONDAZIONE ISTITUTO ITALIANO DI TECNOLOGIA	IT	96	49.228.185,29
41	196	ASSOCIATION POUR LA RECHERCHE ET LE DEVELOPPEMENT DES METHODES ET PROCESSUS INDUSTRIELS - ARMINES	FR	96	29.060.740,63
43	199	TOTALFORSVARETS FORSKNINGINSTITUT	SE	94	44.965.807,20
43	200	AGENZIA PER LA PROMOZIONE DELLA RICERCA EUROPEA	IT	94	9.937.815,02
45	209	SCIENCE AND TECHNOLOGY FACILITIES COUNCIL	UK	91	45.736.855,89
46	212	INSTITUT FRANCAIS DES SCIENCES ET TECHNOLOGIES DES TRANSPORTS, DE L'AMENAGEMENT ET DES RESEAUX	FR	89	19.262.156,45
47	214	STICHTING NATIONAAL LUCHT- EN RUIMTEVAARTLABORATORIUM	NL	88	35.679.032,05
48	215	ISTITUTO NAZIONALE DI FISICA NUCLEARE	IT	86	49.247.721,85
49	223	CENTRO DE INVESTIGACIONES ENERGETICAS, MEDIOAMBIENTALES Y TECNOLOGICAS	ES	83	23.189.475,57
50	225	STICHTING ENERGIEONDERZOEK CENTRUM NEDERLAND	NL	82	39.136.589,23

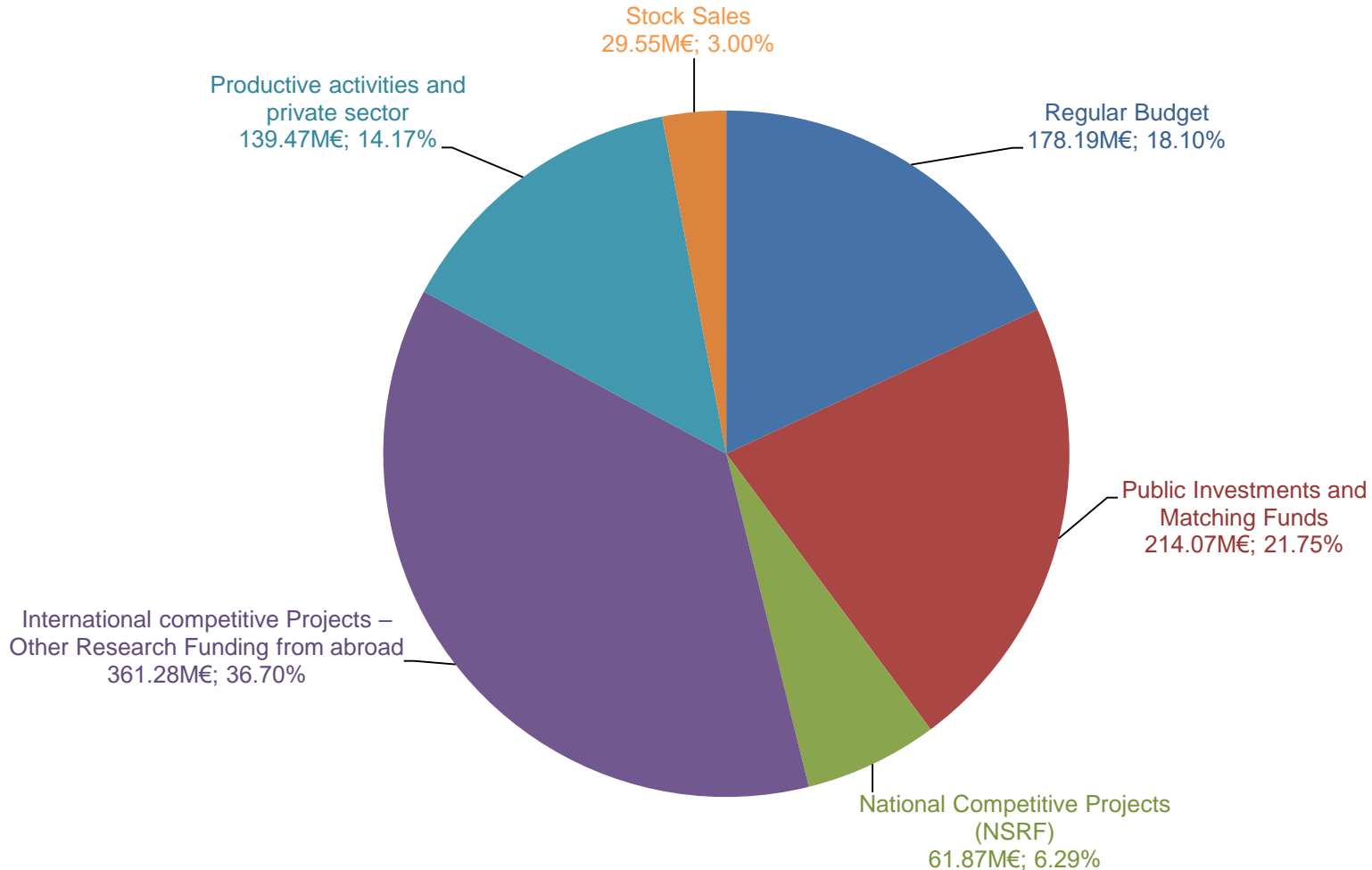


# Ranking of top European Institutions for competitive funding Horizon 2020

H2020  
Monitoring Report

	Top-50 REC organisations	Country	No of Projects	Amount (euros)
1	CENTRE NATIONAL DE LA RECHERCHE SCIENTIFIQUE	France	289	194.036.434,63
2	FRAUNHOFER GESELLSCHAFT ZUR FORDERUNG DER ANGEWANDTEN FORSCHUNG EV	Germany	243	136.237.108,15
3	COMMISSARIAT A L ENERGIE ATOMIQUE ET AUX ENERGIES ALTERNATIVES	France	149	138.925.988,24
4	AGENCIA ESTATAL CONSEJO SUPERIOR DE INVESTIGACIONES CIENTIFICAS	Spain	130	58.465.454,61
5	CONSIGLIO NAZIONALE DELLE RICERCHE	Italy	121	59.189.026,56
6	MAX PLANCK GESELLSCHAFT ZUR FOERDERUNG DER WISSENSCHAFTEN E.V.	Germany	118	358.534.920,80
7	Teknologian tutkimuskeskus VTT Oy	Finland	77	39.135.897,81
8	DEUTSCHES ZENTRUM FUER LUFT - UND RAUMFAHRT EV	Germany	76	42.300.561,50
9	FUNDACION TECNALIA RESEARCH & INNOVATION	Spain	67	28.731.866,30
10	FOUNDATION FOR RESEARCH AND TECHNOLOGY HELLAS	Greece	65	25.541.383,57
11	INSTITUT NATIONAL DE LA SANTE ET DE LA RECHERCHE MEDICALE (INSERM)	France	64	38.073.448,55
12	NEDERLANDSE ORGANISATIE VOOR TOEGEPAST NATUURWETENSCHAPPELIJK ONDERZOEK TNO	Netherlands	62	32.564.292,71
13	ETHNIKO KENTRO EREVNAS KAI TECHNOLOGIKIS ANAPTYXIS	Greece	47	21.806.051,99
14	EUROPEAN MOLECULAR BIOLOGY LABORATORY	Germany	45	44.687.670,86
15	FORSCHUNGSZENTRUM JULICH GMBH	Germany	43	28.618.608,95
16	INSTITUT NATIONAL DE LA RECHERCHE AGRONOMIQUE	France	41	15.926.700,81
17	STICHTING DIENST LANDBOUWKUNDIG ONDERZOEK	Netherlands	36	19.525.417,19
18	INSTITUT NATIONAL DE RECHERCHE EN INFORMATIQUE ET 22 EN AUTOMATIQUE	France	34	19.955.273,89
19	SCIENCE AND TECHNOLOGY FACILITIES COUNCIL	United Kingdom	34	14.205.397,75
20	INTERUNIVERSITAIR MICRO-ELECTRONICACENTRUM IMEC VZW	Belgium	33	37.947.125,90
21	BARCELONA SUPERCOMPUTING CENTER - CENTRO NACIONAL DE SUPERCOMPUTACION	Spain	33	14.436.475,37
22	INSTITUT JOZEF STEFAN	Slovenia	32	11.087.465,31
23	EUROPEAN ORGANIZATION FOR NUCLEAR RESEARCH	Switzerland	31	25.160.437,14
24	NATURAL ENVIRONMENT RESEARCH COUNCIL	United Kingdom	31	22.183.915,14
25	AIT Austrian Institute of Technology GmbH	Austria	30	16.532.873,10
26	STIFTELSEN SINTEF	Norway	28	21.952.200,23
27	AGENZIA NAZIONALE PER LE NUOVE TECNOLOGIE, L'ENERGIA E LO SVILUPPO ECONOMICO SOSTENIBILE	Italy	27	44.286.381,77
28	NATIONAL CENTER FOR SCIENTIFIC RESEARCH "DEMOKRITOS"	Greece	27	11.264.320,60
29	FUNDACIO INSTITUT DE CIENCIES FOTONIQUES	Spain	26	13.669.208,44
30	VLAAMSE INSTELLING VOOR TECHNOLOGISCH ONDERZOEK N.V.	Belgium	25	11.470.319,50
31	INSTITUTE OF COMMUNICATION AND COMPUTER SYSTEMS	Greece	25	10.296.887,75
32	KONINKLIJKE NEDERLANDSE AKADEMIE VAN WETENSCHAPPEN - KNAW	Netherlands	23	17.658.533,85
33	FONDAZIONE ISTITUTO ITALIANO DI TECNOLOGIA	Italy	22	14.210.873,48
34	FUNDACIO CENTRE DE REGULACIO GENOMICA	Spain	21	16.222.249,95
35	ISTITUTO NAZIONALE DI FISICA NUCLEARE	Italy	21	11.988.490,52
36	FORSCHUNGSVERBUND BERLIN E.V.	Germany	20	13.231.600,87
37	INSTITUT PASTEUR	France	20	10.119.651,35
38	IMINDS	Belgium	19	11.757.689,70
39	VIB	Belgium	19	11.124.702,75
40	CENTRO DE INVESTIGACIONES ENERGETICAS, MEDIOAMBIENTALES Y TECNOLOGICAS-CIEMAT	Spain	18	13.935.240,51
41	INSTITUT CURIE	France	18	11.672.284,65
42	DEUTSCHES FORSCHUNGSZENTRUM FUER KUNSTLICHE INTELLIGENZ GMBH	Germany	17	11.472.916,05
43	STIFTUNG DEUTSCHES ELEKTRONEN-SYNCHROTRON DESY	Germany	15	11.018.358,11
44	CENTRO RICERCHE FIAT SCPA	Italy	15	10.053.000,00
45	ATHENA RESEARCH AND INNOVATION CENTER IN INFORMATION COMMUNICATION & KNOWLEDGE TECHNOLOGIES	Greece	15	9.868.721,34
46	HELMHOLTZ ZENTRUM POTSDAM DEUTSCHES GEOFORSCHUNGSZENTRUM	Germany	14	13.725.016,91
47	INSTITUTO DE MEDICINA MOLECULAR	Portugal	11	13.306.576,56
48	THE FRANCIS CRICK INSTITUTE LIMITED	United Kingdom	10	10.966.584,55
49	EUROPEAN SPALLATION SOURCE ESS AB	Sweden	5	12.159.172,75
50	UNITED KINGDOM ATOMIC ENERGY AUTHORITY	United Kingdom	2	27.728.695,00

# Income 1983 - 2016



**State Investment:** 454.13 M€ (178.19 + 214.07 + 61.87)

**External Funding:** 500.75 M€ (361.28 + 139.47)

**Value of Infrastructure:** 112.50 M€

**BALANCE:** For an investment of 454.13 M€, the external funding attracted is 500.75 M€  
(without considering the value of infrastructures, research work and human capital)


# The people (31-12-2016)

---

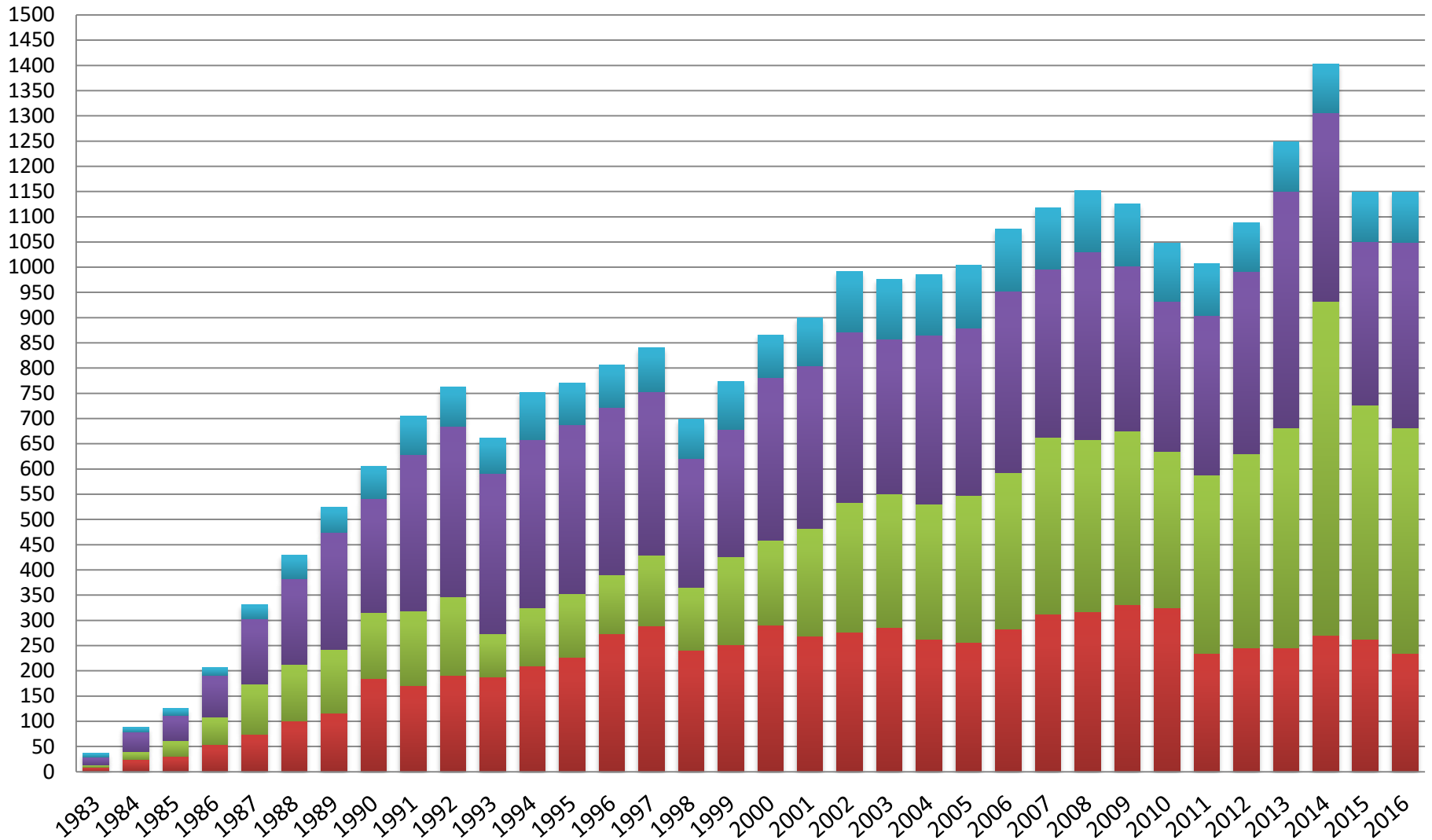
## 1149 Members

- 75 Researchers
- 135 Collaborating University Professors
- 392 fellowships/year (incl. post docs)
- 547 research associates, technical and administrative personnel

Regular staff: 346 people



# FORTH PERSONNEL 1983-2016



Research



Technical



Scholarships



Administrative support

# Our vision @ FORTH...

---

Create and maintain an environment that fosters

***Learning, Research and Innovation***

as pillars for Regional, National and European  
socio – economic growth

# 11<sup>η</sup> Επιστημονική Διημερίδα ΙΤΕ

13 – 14 Οκτωβρίου 2017

Υπό την Αιγίδα της Α.Ε. του Προέδρου της Δημοκρατίας  
Κυρίου Προκοπίου Παυλοπούλου



Με την Υποστήριξη του  
Υπουργείου Πολιτισμού και Αθλητισμού



ΕΛΛΗΝΙΚΗ ΔΗΜΟΚΡΑΤΙΑ  
Υπουργείο Πολιτισμού και Αθλητισμού



ΕΛΛΗΝΙΚΗ ΔΗΜΟΚΡΑΤΙΑ  
ΠΕΡΙΦΕΡΕΙΑ ΚΡΗΤΗΣ



# Οργανωτική Επιτροπή

Ινστιτούτο Υπολογιστικών  
Μαθηματικών



Παναγιώτης Παπαδάκης  
Συντονιστής

Ινστιτούτο Ηλεκτρονικής  
Δομής & Λέιζερ



Πάρης Τζάλλας

Ινστιτούτο Μοριακής  
Βιολογίας & Βιοτεχνολογίας



Μπάμπης Σπηλιανάκης

Ινστιτούτο Πληροφορικής



Δημήτρης Τσακίρης

Ινστιτούτο Μεσογειακών Σπουδών



Κωνσταντίνα Γεωργιάδη

Ινστιτούτο Επιστημών Χημικής Μηχανικής



Σπύρος Γιαννόπουλος

IMBB – Τμήμα Βιοϊατρικών Ερευνών



Θεόδωρος Φώτης

# Τμήμα Δημοσίων Σχέσεων



Χριστιάνα Διβινή



Χρήστος Τσουμπλέκας

## Δίκτυο ΠΡΑΞΗ



Μαρία Φασουλάκη

## Γραφείο Προέδρου



Μαρία Στειακάκη

## Τεχνική Υπηρεσία

- Θεοδοσία Μπίτζου
- Ραφαήλ Ελ Μποργκίνι
- Νεκτάριος Βουμβουλάκης
- Νίκος Καλαϊτζάκης
- Χρήστος Καλός
- Γιάννης Κασσωτάκης
- Στέλιος Κοκκινάκης
- Κατερίνα Μουντάκη
- Γιάννης Μπραγουδάκης
- Σόνια Παπαδάκη
- Στέλλα Φελεσάκη
- Σταύρος Φακουκάκης
- Γιώργος Χαλκιαδάκης
- Γιώργος Χανιωτάκης
- Βαγγέλης Χαρκουτσάκης

## Ινστιτούτο Πληροφορικής

- Άλισον Μαγκανά
- Βασίλης Μηνόπουλος
- Χρήστος Οικονομάκης
- Δήμος Παναγόπουλος
- Μάγδα Χατζάκη

## Κεντρική Διεύθυνση

- Βάλια Γκαγκαουδάκη
- Ρένα Γιανναδάκη

## Ινστιτούτο Ηλεκτρονικής Δομής & Λείζερ

- Μάγδα Κοκολάκη

## Το Συνεργείο Καθαριότητας

# 11<sup>η</sup> Επιστημονική Διημερίδα ΙΤΕ

13 – 14 Οκτωβρίου 2017

Χορηγοί



*Lab Supplies  
Scientific*

Π. ΓΑΛΑΝΗΣ & ΣΙΑ Ο.Ε.

**ΜΑΛΒΑ**<sub>A.E.</sub>



Labor**Science**



# FORTH 30 years later...

---

- **6 Research Institutes** (Heraklion, Rethymnon, Patras, Ioannina)
- **Crete University Press** (Heraklion, Athens)
- **Skinakas Observatory** (Rethymnon)
- **Science and Technology Park of Crete** (Heraklion)
- **PRAXI Network** (Athens, Heraklion, Thessaloniki, Patras, Volos)